








		Self-configured / Smart			Unmanaged			
		 ET2212H-S-DR	 ET1222PpH-S-DR PoE+	 ET1222H-S-DR	 ET8200PpH-DR PoE+ NEW	 ET8200H-DR NEW	 ET8122PpH-S-DR PoE+	 ET8122Pp-S-DR PoE+
Ethernet	Port (RJ45)	2 x 10/100/1000-T	1 x 10/100/1000-T	1 x 10/100/1000-T	8 x 10/100/1000-T	8 x 10/100/1000-T	8 x 10/100-TX	8 x 10/100-TX
	PoE port (RJ45)	—	1 (30W)	—	8 (30W)	—	8 (30W)	8 (30W)
	10/100/1000-TX/ 1000-X SFP Combo port	—	—	—	—	—	2	2
Fiber	Port	1 x 1000Base-X SFP	2 x 1000-X SFP	2 x 1000-X SFP	—	—	—	—
	Connector	Based on SFP module			—	—	Based on SFP module	
	Max. Distance	Based on SFP module			—	—	Based on SFP module	
	Wavelength	Based on SFP module			—	—	Based on SFP module	
Electrical	Input Power	12~48VDC (Dual Power)	48~57VDC (Dual Power)	12~48VDC (Dual Power)	48~57VDC (Dual Power)	12~48VDC (Dual Power)	48~57VDC (Dual Power)	
	Maximum Power Consumption	5W	35W	5W	248W	8W	253W	
Mechanical	Dimension (W*D*H)	31 x 120 x 148mm			59 x 120.5 x 165 mm			
	Weight	0.4Kg			0.9Kg			1 Kg
	Case	Aluminum			Aluminum			
	Mounting	Din-rail / Wall-mount			Din-rail / Wall-mount			
Environmental	Operating Temperature	-40°C~75°C (-40°F~167°F)			-40°C~75°C (-40°F~167°F)			-10°C~60°C (14°F~140°F)
Regulatory	CE, FCC			CE, FCC				

Remarks: (1) For longer fiber distance requirement, please contact OTS sales for assistance. (2) For available SFP selection, please refer to SFP specification in catalog or our website for details.

Ethernet Switches

Unmanaged

		 PoE+				 PoE		 PoE
		ET4111Pp-S-DR	ET2281H-S-DR	ET2281-S-DR	ET2111 series	EC9100P	EC8200	EC5100P
Ethernet	Port (RJ45)	4 x 10/100-TX	—	—	2 x 10/100-TX	8 x 10/100-TX, 1 x 1000-T	8 x 10/100/1000-TX	5 x 10/100-TX
	PoE port (RJ45)	4 (30W)	—	—	—	8 (15.4W)	—	4 (15.4W)
	10/100/1000-TX/ 1000-X SFP Combo port	—	2	2	—	—	—	—
Fiber	Port	1 x 100-FX SFP	8 x 100-FX SFP	8 x 100-FX SFP	1 x 100-FX	—	—	—
	Connector	Based on SFP module			SC/ST	—	—	—
	Max. Distance	Based on SFP module			2Km (Multi-mode) 20Km (Single-mode)	—	—	—
	Wavelength	Based on SFP module			1-Fiber: 1310/1550nm 2-Fiber: 1310nm	—	—	—
Electrical	Input Power	48~57VDC	12~48VDC (Dual Power)		12VDC	48 VDC	12 VDC	48 VDC
	Maximum Power Consumption	130W	13W		2.4W	96W	12W	48W
Mechanical	Dimension (W*D*H)	29.5 x 104.6 x 136mm	59 x 120.5 x 165mm		30 x 103 x 122mm (Standalone) 31 x 111 x 130mm (Card Module)	225 x 121 x 35mm	158 x 111 x 26mm	140 x 91 x 28mm
	Weight	0.5Kg	0.9Kg		0.33Kg	0.8Kg	0.5Kg	0.3Kg
	Case	Aluminum			Aluminum	Metal	Metal	Metal
	Mounting	Din-rail / Wall-mount			Wall-mount / Rack-mount: ET-C12	Desktop	Desktop	Desktop
Environmental	Operating Temperature	-10°C~60°C (14°F~140°F)	-40°C~75°C (-40°F~167°F)	-10°C~60°C (14°F~140°F)	-20°C~60°C (-4°F~140°F)	0°C~40°C (32°F~104°F)	0°C~40°C (32°F~104°F)	0°C~45°C (32°F~113°F)
Regulatory	CE, FCC							

Remarks: (1) ET-C12 Rack is 3U Height (2) For longer fiber distance requirement, please contact OTS sales for assistance. (3) For available SFP selection, please refer to SFP specification in catalog or our website for details.