





Self-configured / Smart








		 PoE+ ET5212PpH-S-DR	 PoE+ ET5212Pp-S-DR	 PoE+ ET5200PpH-DR	 PoE+ ET5200Pp-DR	 ET5200H-DR	 ET5200-DR
Ethernet	Port (RJ45)	5 x 10/100/1000-T	5 x 10/100/1000-T	5 x 10/100/1000-T	5 x 10/100/1000-T	5 x 10/100/1000-T	5 x 10/100/1000-T
	PoE port (RJ45)	4 (30W)	4 (30W)	4 (30W)	4 (30W)	—	—
	10/100/1000-TX/ 1000-X SFP Combo port	—	—	—	—	—	—
Fiber	Port	1 x 1000-X SFP	1 x 1000-X SFP	—	—	—	—
	Connector	Based on SFP module		—	—	—	—
	Max. Distance	Based on SFP module		—	—	—	—
	Wavelength	Based on SFP module		—	—	—	—
Electrical	Input Power	48~57VDC (Dual Power)				12~48VDC (Dual Power)	12~48VDC (Dual Power)
	Maximum Power Consumption	125W	125W	125W	125W	5W	5W
Mechanical	Dimension (W*D*H)	31 x 120 x 148mm					
	Weight	0.5Kg					
	Case	Aluminum					
	Mounting	Din-rail / Wall-mount					
Environmental	Operating Temperature	-40°C~75°C (-40°F~167°F)	-10°C~60°C (14°F~140°F)	-40°C~75°C (-40°F~167°F)	-10°C~60°C (14°F~140°F)	-40°C~75°C (-40°F~167°F)	-10°C~60°C (14°F~140°F)
Regulatory	CE, FCC						

Remarks: (1) For longer fiber distance requirement, please contact OTS sales for assistance. (2) For available SFP selection, please refer to SFP specification in catalog or our website for details.

Self-configured / Smart

		 PoE+	 PoE+			 PoE+ NEW	 NEW	 PoE+	
		ET4222PpH-S-DR	ET4222Pp-S-DR	ET4222H-S-DR	ET4222-S-DR	ET2222PpH-S-DR	ET2222H-S-DR	ET2212PpH-S-DR	
Ethernet	Port (RJ45)	4 x 10/100/1000-T	4 x 10/100/1000-T	4 x 10/100/1000-T	4 x 10/100/1000-T	2 x 10/100/1000-T	2 x 10/100/1000-T	2 x 10/100/1000-T	
	PoE port (RJ45)	4 (30W)	4 (30W)	—	—	2 (30W)	—	2 (30W)	
	10/100/1000-TX/ 1000-X SFP Combo port	—	—	—	—	—	—	—	
Fiber	Port	2 x 1000-X SFP	2 x 1000-X SFP	2 x 1000-X SFP	2 x 1000-X SFP	2 x 1000-X SFP	2 x 1000-X SFP	1 x 1000-X SFP	
	Connector	Based on SFP module							
	Max. Distance	Based on SFP module							
	Wavelength	Based on SFP module							
Electrical	Input Power	48~57VDC (Dual Power)	48~57VDC (Dual Power)	12~48VDC (Dual Power)	12~48VDC (Dual Power)	48~57VDC (Dual Power)	12~48VDC (Dual Power)	48~57VDC (Dual Power)	
	Maximum Power Consumption	135W	135W	5W	5W	65W	5W	65W	
Mechanical	Dimension (W*D*H)	31 x 120 x 148mm							
	Weight	0.5Kg				0.4Kg			
	Case	Aluminum							
	Mounting	Din-rail / Wall-mount							
Environmental	Operating Temperature	-40°C~75°C (-40°F~167°F)	-10°C~60°C (14°F~140°F)	-40°C~75°C (-40°F~167°F)	-10°C~60°C (14°F~140°F)	-40°C~75°C (-40°F~167°F)			
Regulatory	CE, FCC								

Remarks: (1) For longer fiber distance requirement, please contact OTS sales for assistance. (2) For available SFP selection, please refer to SFP specification in catalog or our website for details.

		Self-configured / Smart			Unmanaged			
			 PoE+		 PoE+ NEW	 NEW	 PoE+	 PoE+
		ET2212H-S-DR	ET1222PpH-S-DR	ET1222H-S-DR	ET8200PpH-DR	ET8200H-DR	ET8122PpH-S-DR	ET8122Pp-S-DR
Ethernet	Port (RJ45)	2 x 10/100/1000-T	1 x 10/100/1000-T	1 x 10/100/1000-T	8 x 10/100/1000-T	8 x 10/100/1000-T	8 x 10/100-TX	8 x 10/100-TX
	PoE port (RJ45)	—	1 (30W)	—	8 (30W)	—	8 (30W)	8 (30W)
	10/100/1000-TX/ 1000-X SFP Combo port	—	—	—	—	—	2	2
Fiber	Port	1 x 1000Base-X SFP	2 x 1000-X SFP	2 x 1000-X SFP	—	—	—	—
	Connector	Based on SFP module			—	—	Based on SFP module	
	Max. Distance	Based on SFP module			—	—	Based on SFP module	
	Wavelength	Based on SFP module			—	—	Based on SFP module	
Electrical	Input Power	12~48VDC (Dual Power)	48~57VDC (Dual Power)	12~48VDC (Dual Power)	48~57VDC (Dual Power)	12~48VDC (Dual Power)	48~57VDC (Dual Power)	
	Maximum Power Consumption	5W	35W	5W	248W	8W	253W	
Mechanical	Dimension (W*D*H)	31 x 120 x 148mm			59 x 120.5 x 165 mm			
	Weight	0.4Kg			0.9Kg			1 Kg
	Case	Aluminum			Aluminum			
	Mounting	Din-rail / Wall-mount			Din-rail / Wall-mount			
Environmental	Operating Temperature	-40°C~75°C (-40°F~167°F)			-40°C~75°C (-40°F~167°F)			-10°C~60°C (14°F~140°F)
Regulatory	CE, FCC			CE, FCC				

Remarks: (1) For longer fiber distance requirement, please contact OTS sales for assistance. (2) For available SFP selection, please refer to SFP specification in catalog or our website for details.