

# Aglaia

---



## Option colors:



Nexol Aglaia light, presents a high quality design with patent and nice appearance, simplicity and smooth lines. The use of 6063 extrusion aluminum and high transmittance PMMA offer a reliable thermal performance and impressive light uniformity, also the luminous efficacy up to 90LM/W.

Aglaia gives different lengths for option like 600mm, 900mm, 1200mm, 1500mm , support for ceiling and pendant mounting solutions, allows flexible combinations which is linkable from end to end with accessories.

Aglaia, 30000 hours lifetime, 60% energy saving compare to conventional lighting products, high cost-effective. Can be widely use for indoor commercial applications, good for office, shopping malls and so on

### **Applications:**



## Technical parameters

### 600MM AGLAIA LAMP



Model No:NLBAG0620



SIZE:	614*160*53MM
INPUT VOLTAGE:	100-240V AC
INPUT POWER:	20W
PF	>0.9
BEAM ANGLE:	120°
LUMEN FLUX	1600LM WW 1700 LM NW 1800 LM CW
CRI_Ra:	WW>80 NW>75 CW>72
LIFE TIME	30,000HRS
CCT	3000K/4200K/6000K
LEDS	92PCS
PROTECTION	IP20
STORAGE TEMPERATURE	-40℃~+80℃
WORKING TEMPERATURE	-20℃~+40℃
INNER PACKING SIZE	661*216*124MM
OUTER PACKING SIZE	670*489*237MM
CERTIFICATES	CE/ROHS
NET.W.	1.7KG
INSTALLATION	PENDANT/CEILING MOUNTING


#### REMARK:

1,THE RELATED PAREMETERS BASED ON LUMENMAX 3022 SMD LEDES;

2,INDOOR USE ONLY.

## Technical parameters

### 900MM AGLAIA LAMP



Model No:NLBAG0930




SIZE:	894*160*53MM
INPUT VOLTAGE:	100-240V AC
INPUT POWER:	30W
PF	>0.9
BEAM ANGLE:	120°
LUMEN FLUX	2400LM WW 2550 LM NW 2700 LM CW
CRI_Ra:	WW>80 NW>75 CW>72
LIFE TIME	30,000HRS
CCT	3000K/4200K/6000K
LEDS	144PCS
PROTECTION	IP20
STORAGE TEMPERATURE	-40℃~+80℃
WORKING TEMPERATURE	-20℃~+40℃
INNER PACKING SIZE	941*216*124MM
OUTER PACKING SIZE	950*489*237MM
CERTIFICATES	CE/ROHS
NET.W.	2.4KG
INSTALLATION	PENDANT/CEILING MOUNTING

#### REMARK:

- 1,THE RELATED PAREMETERS BASED ON LUMENMAX 3022 SMD LEDES;
- 2,INDOOR USE ONLY.

## Technical parameters

### 1200MM AGLAIA LAMP



Model No:NLBAG1240



SIZE:	1170*160*53MM
INPUT VOLTAGE:	100-240V AC
INPUT POWER:	40W
PF	>0.9
BEAM ANGLE:	120°
LUMEN FLUX	3200LM WW 3400 LM NW 3600 LM CW
CRI_Ra:	WW>80 NW>75 CW>72
LIFE TIME	30,000HRS
CCT	3000K/4200K/6000K
LEDS	192PCS
PROTECTION	IP20
STORAGE TEMPERATURE	-40℃~+80℃
WORKING TEMPERATURE	-20℃~+40℃
INNER PACKING SIZE	1217*216*124MM
OUTER PACKING SIZE	1226*489*237MM
CERTIFICATES	CE/ROHS
NET.W.	3.6KG
INSTALLATION	PENDANT/CEILING MOUNTING


#### REMARK:

1,THE RELATED PAREMETERS BASED ON LUMENMAX 3022 SMD LEDS;

2,INDOOR USE ONLY.

## Technical parameters

### 1500MM AGLAIA LAMP



Model No:NLBAG1550







<b>SIZE:</b>	<b>1446*160*53MM</b>
<b>INPUT VOLTAGE:</b>	<b>100-240V AC</b>
<b>INPUT POWER:</b>	<b>50W</b>
<b>PF</b>	<b>&gt;0.9</b>
<b>BEAM ANGLE:</b>	<b>120°</b>
<b>LUMEN FLUX</b>	<b>40000LM WW 4250 LM NW 4500 LM CW</b>
<b>CRI_Ra:</b>	<b>WW&gt;80 NW&gt;75 CW&gt;72</b>
<b>LIFE TIME</b>	<b>30,000HRS</b>
<b>CCT</b>	<b>3000K/4200K/6000K</b>
<b>LEDS</b>	<b>240PCS</b>
<b>PROTECTION</b>	<b>IP20</b>
<b>STORAGE TEMPERATURE</b>	<b>-40℃~+80℃</b>
<b>WORKING TEMPERATURE</b>	<b>-20℃~+40℃</b>
<b>INNER PACKING SIZE</b>	<b>1505*216*124MM</b>
<b>OUTER PACKING SIZE</b>	<b>1515*489*237MM</b>
<b>CERTIFICATES</b>	<b>CE/ROHS</b>
<b>NET.W.</b>	<b>4.6KG</b>
<b>INSTALLATION</b>	<b>PENDANT/CEILING MOUNTING</b>

#### REMARK:

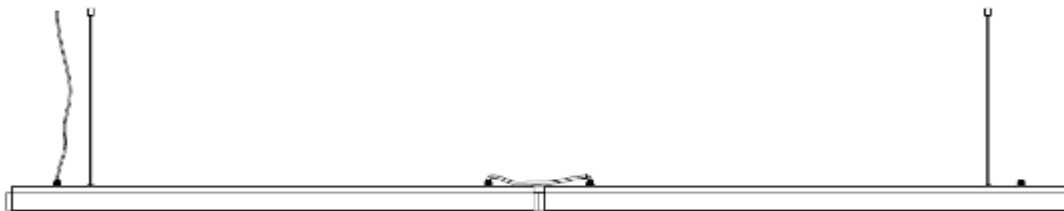
1,THE RELATED PAREMETERS BASED ON LUMENMAX 3022 SMD LEDES;

2,INDOOR USE ONLY.

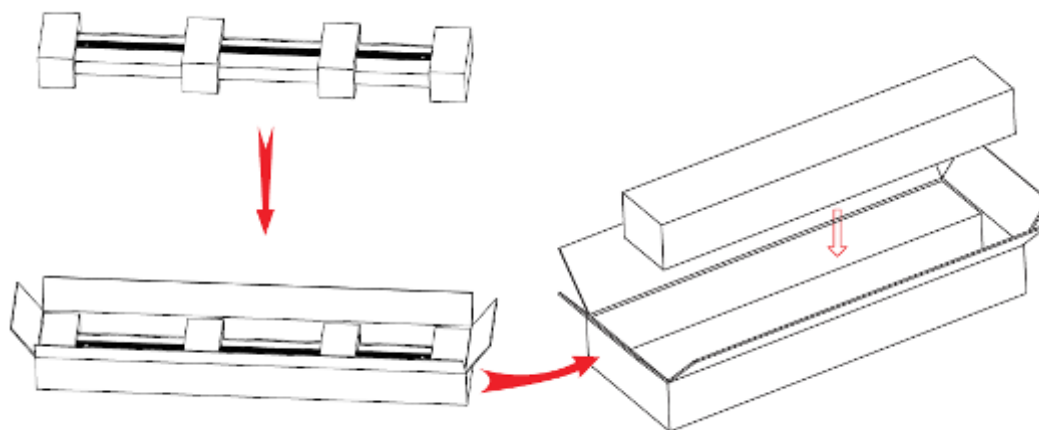
### Size

	600mm
	900mm
	1200mm
	1500mm

### linkable diagram



### Package diagram



Model number	NLBAG0620	NLBAG0930	NLBAG1240	NLBAG1550
N.W.	1.7kg	2.6kg	3.5kg	4.6kg
G.W.	3.2kg	4.1kg	5.0kg	6.1kg
QTY	4pcs	4pcs	4pcs	4pcs



#### **Kommunikasjon, Tunnel og LED**

Jernkroken 18  
NO-0976 OSLO  
Tlf: +47 22 80 42 60

[www.catena.no](http://www.catena.no)